




BIG Writing

A Ros Wilson Strategy





Big Writing



Big Writing was developed by Ros Wilson, a former teacher and Ofsted Inspector.

It focuses on developing writing through fast, fun, lively and predominantly oral activities. It is based on the idea that...




**IF A CHILD CAN SAY IT, A
CHILD CAN WRITE IT**

BIG WRITING - The Method

- Writing taught with the principles of 'Talk for Writing' - games / story maps
- Each genre to be taught over 1-2 week block
- Is the children's opportunity to demonstrate their writing skills independently after 4 days of teaching input on a particular genre.
- At least one hour per week of extended writing
- In KS2 children need time to redraft and edit



Structure - example



Day 1 - introduce genre - features/ examples etc

Day 2 - a hook for the writing context (for example a letter or a piece of film)

Day 3 - start first draft

Day 4 - Talk homework - night before the Big Write (usually Thursday)

Day 5 - Children write

Day 6 - Redrafting and editing for BW files



Big Writing - Resources



Big Writing involves all the senses:

- Scented candles
- Lights
- Music - classical (Mozart)
- Food! Children should have a biscuit or some fruit



Talk Homework



- This is about the children **PLANNING** - they need to have a structure.
- This is not about writing it at home and then copying it up in class!


“If a child can say it, a child can write it!”



Talk Homework

Talk Homework is given the day before Big Writing. It is a chance to:

- Think through and discuss ideas for writing.
- Engage in discussion rather than functional talk.
- Practise new words and language structures that the child is learning.



Talk Homework

Talk Homework is about:

- Sharing ideas
- Discussing the sentences to use
- Templates, Scaffold or/and pictures (see examples)
- Two way thing: NOT doing it for them or a draft
- Preparing themselves to take on the task independently.



Helping with Writing at home



Whenever your child writes, encourage them to think about SPAG.

Ensure that Talk Homework is carried out thoroughly and in a positive way.

Encourage your child to write at home:

- Thank you letters.
- Keep a diary.
- Shopping lists.
- Postcards.
- Emails to friends and relatives.



Thank you for listening!

